

Splice Connection Kit [SR-SFIT-SPL]

For use with Warmup WSR Self-Regulating Cable

[Non-hazardous and Hazardous Locations]



Designed for Warmup's WSR Self-Regulating Cable

Guarantees compatibility and optimal performance with Warmup's WSR Self-Regulating Cable.

Complete Kit for Inline Splice Connection

Simplifies installation by including all necessary components, saving time and reducing errors. No heat-gun required.

Safe and Reliable Connection

Ensures secure electrical continuity for WSR Self-Regulating Cable, reducing risk of failure in critical applications.

cCSAus Certified for Hazardous Locations


Guarantees compliance when used with WSR cable, making it suitable for a wide range of applications including hazardous areas.

Overview

Warmup's Splice Connection kit [SR-SFIT-SPL] is designed for safe and reliable inline splice connection of Warmup's WSR Self-Regulating Cable. Each kit can complete one inline splice connection.

The Splice Connection kit is a cCSAus approved component for non-hazardous and hazardous locations when used with Warmup's WSR Self-Regulating Cable. To maintain cCSAus compliance, only Warmup approved accessories may be used with WSR Self-Regulating Cable. Refer to the Part Numbers page for guidance.

Kit Contents



SR-SFIT-SPL Approved Applications

Ordinary and Hazardous Locations [†]	Per US (NEC 500) and CA (CE Code Annex J18)	
	Class I, Division 2, Groups A, B, C and D, T3	Class II, Division 2, Groups F and G, T3
	Per US (NEC 505)	
	Class I, Zone 1 AEx eb IIC T3 Gb	Class II, Zone 21 AEx tb IIIC T200°C Db
	Per IECEx/ATEX standards	
	Ex 60079-30-1 IIC T5/T6 Gb	Ex 60079-30-1 IIIC T100°C/T85°C Db

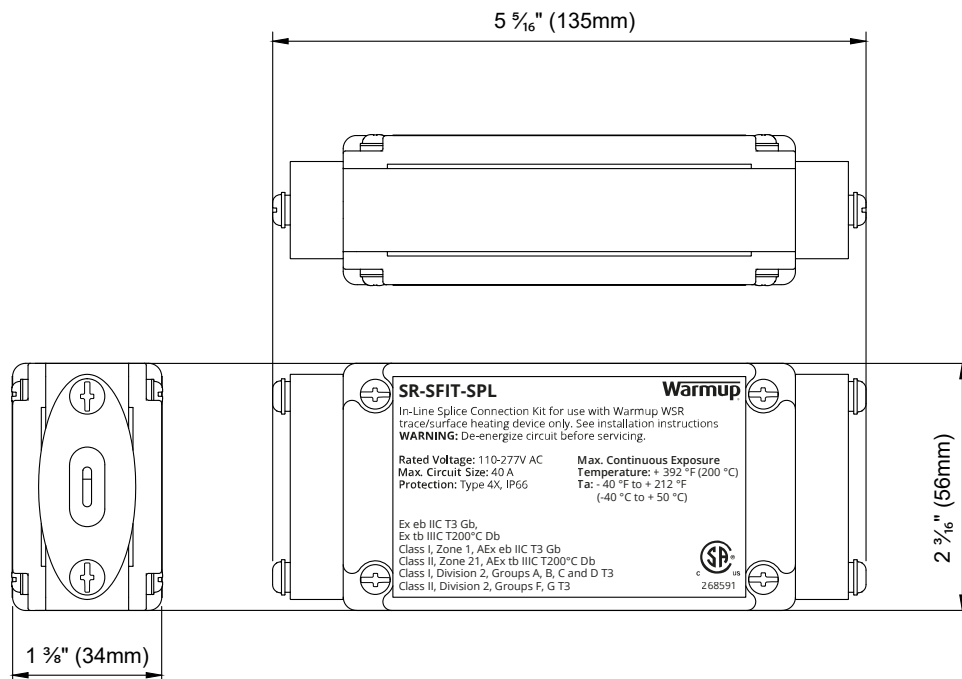
[†] For hazardous locations, WSR heat trace cable MUST be installed with Warmup approved accessories for hazardous locations

Technical Specifications

Model	SR-SFIT-SPL
Operating Voltage	110 - 277 V AC
Ambient Temperature Range (Ta)	-40°F to +212°F (-40°C to +50°C)
Protection grade	Type 4X; IP66
Maximum Circuit Size	40 A
Maximum Continuous Exposure Temperature	+ 392 °F (200 °C)
Hazardous Locations Ratings Marking*	Ex eb IIC T3 Gb, Ex tb IIIC T200°C Db Class I, Zone 1, AEx eb IIC T3 Gb Class II, Zone 21, AEx tb IIIC T200°C Db Class I, Division 2, Groups A, B, C and D T3 Class II, Division 2, Groups F, G T3
Required Ground Fault Equipment Protection (GFEP)	30mA
Weight	9 oz (254 g)

* For hazardous locations, WSR heat trace cable MUST be installed with Warmup approved accessories for hazardous locations

Dimensions



Part Numbers


WSR Self-Regulating Cable

Model	Code	Voltage	Cable Length	Power Output W/ft @ 10°C; (0°C Water)
WSR-5W-1-250-CR	WSR-5/9W-1-250-CR	110-120 VAC	250 ft	5 W/ft (9 W/ft)
WSR-5W-1-500-CR	WSR-5/9W-1-500-CR	110-120 VAC	500 ft	5 W/ft (9 W/ft)
WSR-5W-1-1000-CR	WSR-5/9W-1-1000-CR	110-120 VAC	1000 ft	5 W/ft (9 W/ft)
WSR-5W-2-250-CR	WSR-5/9W-2-250-CR	208-277 VAC	250 ft	5 W/ft (9 W/ft)
WSR-5W-2-500-CR	WSR-5/9W-2-500-CR	208-277 VAC	500 ft	5 W/ft (9 W/ft)
WSR-5W-2-1000-CR	WSR-5/9W-2-1000-CR	208-277 VAC	1000 ft	5 W/ft (9 W/ft)
WSR-8W-1-250-CR	WSR-8/12W-1-250-CR	110-120 VAC	250 ft	8 W/ft (12 W/ft)
WSR-8W-1-500-CR	WSR-8/12W-1-500-CR	110-120 VAC	500 ft	8 W/ft (12 W/ft)
WSR-8W-1-1000-CR	WSR-8/12W-1-1000-CR	110-120 VAC	1000 ft	8 W/ft (12 W/ft)
WSR-8W-2-250-CR	WSR-8/12W-2-250-CR	208-277 VAC	250 ft	8 W/ft (12 W/ft)
WSR-8W-2-500-CR	WSR-8/12W-2-500-CR	208-277 VAC	500 ft	8 W/ft (12 W/ft)
WSR-8W-2-1000-CR	WSR-8/12W-2-1000-CR	208-277 VAC	1000 ft	8 W/ft (12 W/ft)
WSR-10W-1-250-CR	WSR-10/15W-1-250-CR	110-120 VAC	250 ft	10 W/ft (15 W/ft)
WSR-10W-1-500-CR	WSR-10/15W-1-500-CR	110-120 VAC	500 ft	10 W/ft (15 W/ft)
WSR-10W-1-1000-CR	WSR-10/15W-1-1000-CR	110-120 VAC	1000 ft	10 W/ft (15 W/ft)
WSR-10W-2-250-CR	WSR-10/15W-2-250-CR	208-277 VAC	250 ft	10 W/ft (15 W/ft)
WSR-10W-2-500-CR	WSR-10/15W-2-500-CR	208-277 VAC	500 ft	10 W/ft (15 W/ft)
WSR-10W-2-1000-CR	WSR-10/15W-2-1000-CR	208-277 VAC	1000 ft	10 W/ft (15 W/ft)

WSR Approved Accessories

Model	Description	Classification	Application
SR-SFIT-BOX-S	Power Connection Box for connecting WSR to supply	Non-Hazardous & Hazardous Locations <i>Ex eb IIC T3 Gb, Ex tb IIIC T200°C Db Class I, Zone 1, AEx eb IIC T3 Gb Class II, Zone 21, AEx tb IIIC T200°C Db Class I, Division 2, Groups A, B, C and D T3 Class II, Division 2, Groups F, G T3</i>	<i>Pipe Tracing Roof & Gutter</i>
SR-SFIT-SPL	Splice Connection kit for In-line Splice of WSR cable		
SR-SFIT-TEE	Tee Splice Connection kit for Tee Splice of WSR cable		
SR-END-KIT	End-Seal Termination kit for WSR cable termination		
SR-LENDCAP	Lighted End Kit for WSR cable termination, giving visual indicator when WSR cable is active. Certified for use at 120 or 240V AC only.	Non-Hazardous & Hazardous Locations <i>Class I, Division 2, Groups A, B, C and D; Class II, Division 2, Groups F and G; Class III; T5 or T6</i>	<i>Pipe Tracing Roof & Gutter</i>
SR-POWER-KIT	Power Connection Kit for WSR cable, incl. components for 1 power connection, 1 termination. Incl. 1 pipe standoff bracket.	Non-Hazardous Locations	<i>Pipe Tracing Roof & Gutter</i>
CRDS-15-GFCI	Plug-in, ground-fault-circuit interrupter [GFCI] power connection kit with 5-15P type plug for Warmup's WSR 120V Self-Regulating Cable	Non-Hazardous Locations	<i>Pipe Tracing Roof & Gutter</i>
SR-SPLICE-KIT	Splice/Tee Kit for WSR cable. Incl. components for 1 Splice and 1 End Seal, or 1 Tee Connection and 1 End Seal	Non-Hazardous Locations	<i>Pipe Tracing Roof & Gutter</i>
SR-ROOF-CLIP(50/BAG)	Metal single roof clips (50/BAG) to secure WSR cable	Non-Hazardous Locations	<i>Roof & Gutter</i>
SR-HANGER-KIT	Downspout Hanger for WSR cable	Non-Hazardous Locations	<i>Roof & Gutter</i>

Product Markings

Trade mark; Product type	WARMUP
Model	SR-SFIT-SPL
Warning Information	Splice Connection Kit for use with Warmup WSR trace/surface heating device only. See installation instructions WARNING: De-energize circuit before servicing
Voltage Rating	110 - 277 V AC
Ambient Temperature Range (Ta)	-40 °F to +212 °F (- 40 °C to + 50 °C)
Protection Grade	Type 4X; IP66
Maximum Circuit Size	40 A
Maximum Continuous Exposure Temperature	+ 392 °F (200 °C)
Hazardous Locations Ratings Marking*	Ex 60079-30-1 IIC T5/T6 Gb
	Ex 60079-30-1 IIIC T100°C/T85°C Db
	Class I, Division 2, Groups A, B, C and D T5/T6
	Class II, Division 2, Groups F and G T5/T6
	Class I, Zone 1 AEx eb IIC T5/T6 Gb
	Class II, Zone 21 AEx tb IIIC T100°C/T85°C Db
	* See Guide on Hazardous Locations
 CSA Approved Canada & USA	268591
	CSA File Number

Contact

Warmup is available 24/7/365 at (888) 927-6333
For quotes, layouts and specific technical information contact us at:

Warmup Inc
www.warmup.com
us@warmup.com
T: +1 (888) 927-6333

25 Francis J Clarke Cir, Bethel,
CT 06801

Warmup Canada
www.warmup.com
ca@warmup.com
T: 1+ (888) 592-7687

Guide to Hazardous Locations*

A Class I, Division 2 location is a location:

- (i) In which volatile flammable gases, flammable liquid-produced vapors, or combustible liquid-produced vapors are handled, processed, or used, but in which the liquids, vapors, or gases will normally be confined within closed containers or closed systems from which they can escape only in case of accidental rupture or breakdown of such containers or systems or in case of abnormal operation of equipment, or
- (ii) In which ignitable concentrations of flammable gases, flammable liquid-produced vapors, or combustible liquid-produced vapors are normally prevented by positive mechanical ventilation and which might become hazardous through failure or abnormal operation of the ventilating equipment, or
- (iii) That is adjacent to a Class I, Division 1 location, and to which ignitable concentrations of flammable gases, flammable liquid-produced vapors, or combustible liquid-produced vapors above their flash points might occasionally be communicated unless such communication is prevented by adequate positive-pressure ventilation from a source of clean air and effective safeguards against ventilation failure are provided.

Class I Group Classifications

- A** Acetylene
- B** Flammable gas, flammable liquid-produced vapor, or combustible liquid-produced vapor mixed with air that may burn or explode, having either a maximum experimental safe gap (MESG) value less than or equal to 0.45 mm or a minimum igniting current ratio (MIC ratio) less than or equal to 0.40
- C** Flammable gas, flammable liquid-produced vapor, or combustible liquid-produced vapor mixed with air that may burn or explode, having either a maximum experimental safe gap (MESG) value greater than 0.45 mm and less than or equal to 0.75 mm, or a minimum igniting current (MIC) ratio greater than 0.40 and less than or equal to 0.80.
- D** Flammable gas, flammable liquid-produced vapor, or combustible liquid-produced vapor mixed with air that may burn or explode, having either a maximum experimental safe gap (MESG) value greater than 0.75 mm or a minimum igniting current (MIC) ratio greater than 0.80.

A Class II, Division 2 location is a location:

- (i) In which combustible dust due to abnormal operations may be present in the air in quantities sufficient to produce explosive or ignitable mixtures; or
- (ii) Where combustible dust accumulations are present but are normally insufficient to interfere with the normal operation of electrical equipment or other apparatus, but could as a result of infrequent malfunctioning of handling or processing equipment become suspended in the air; or
- (iii) In which combustible dust accumulations on, in, or in the vicinity of the electrical equipment could be sufficient to interfere with the safe dissipation of heat from electrical equipment, or could be ignitable by abnormal operation or failure of electrical equipment.

Class II Combustible Dust Group Classifications

- F** Atmospheres containing combustible carbonaceous dusts that have more than 8 percent total entrapped volatiles (see ASTM D3175-2017, Standard Test Method for Volatile Matter in the Analysis Sample of Coal and Coke, for coal and coke dusts) or that have been sensitized by other materials so that they present an explosion hazard. [499:3.3.9.1.2] Although coal, carbon black, charcoal, and coke dusts are examples of carbonaceous dusts only those atmospheres containing combustible carbonaceous dust that have more than 8 percent total entrapped volatiles are Class II, Group F.
- G** Atmospheres containing combustible dusts not included in Group E or Group F, including flour, grain, wood, plastic, and chemicals.

Equipment Temperature Class

The temperature class or operating temperature at a 40°C ambient temperature, or at the higher ambient temperature if the equipment is rated and marked for an ambient temperature of greater than 40°C.

T3 = ≤ 392°F (≤ 200°C); **T5** = 212°F (≤ 100°C); **T6** = ≤ 185°F (≤ 85°C)

A Zone 1 location is a location

- (i) In which ignitable concentrations of flammable gases or vapors are likely to exist under normal operating conditions; or
 - (ii) In which ignitable concentrations of flammable gases or vapors may exist frequently because of repair or maintenance operations or because of leakage; or
 - (iii) In which equipment is operated or processes are carried on, of such a nature that equipment breakdown or faulty operations could result in the release of ignitable concentrations of flammable gases or vapors and also cause simultaneous failure of electrical equipment in a mode to cause the electrical equipment to become a source of ignition; or
 - (iv) That is adjacent to a Zone 0 location from which ignitable concentrations of vapors could be communicated, unless communication is prevented by adequate positive pressure ventilation from a source of clean air and effective safeguards against ventilation failure are provided.
-

Guide to Hazardous Locations*

A Zone 21 location is a location where one of the following apply:

- (i) Ignitable concentrations of combustible dust, combustible fibers/flyings, or ignitable fibers/flyings are likely to exist occasionally under normal operating conditions.
- (ii) Ignitable concentrations of combustible dust, combustible fibers/flyings, or ignitable fibers/flyings might exist frequently because of repair or maintenance operations or because of leakage.
- (iii) Equipment is operated or processes are carried on of such a nature that equipment breakdown or faulty operations could result in the release of ignitable concentrations of combustible dust, combustible fibers/flyings, or ignitable fibers/flyings and also cause simultaneous failure of electrical equipment in a mode to cause the electrical equipment to become a source of ignition.
- (iii) The location is adjacent to a Zone 20 location from which ignitable concentrations of combustible dust, combustible fibers/flyings, or ignitable fibers/flyings could be communicated.
Exception: When communication from an adjacent Zone 20 location is minimized by adequate positive pressure ventilation from a source of clean air, and effective safeguards against ventilation failure are provided.
- (iv) Group IIIC combustible dusts are present in hazardous quantities occasionally, under normal or abnormal operating conditions, or frequently because of repair or maintenance operations or because of leakage.

Symbols explained

AEx The symbol AEx identifies the equipment as meeting American national standards. The symbol Ex is used in European Union countries. Only equipment marked AEx has been evaluated for use in electrical systems and hazardous locations covered by the NEC

Equipment Suitable for Hazardous (Classified) Locations

Mark	NEC Area Classification	Type (Level) of Protection
eb	Zone 1	Increased safety (Group II)
tb	Zone 21	Protection by enclosure (Group III)

Equipment Protection Level

The EPL indicates the level of protection provided by the equipment and is correlated to the zone in which the equipment will be installed and operated.

Mark	NEC Area Classification	Type (Level) of Protection
Gb	Zone 1	equipment for explosive gas atmospheres, having a "high" Level of Protection, which is not a source of ignition in normal operation or during expected malfunctions
Db	Zone 21	equipment for explosive dust atmospheres, having a "high" Level of Protection, which is not a source of ignition in normal operation or during expected malfunctions

Material Groups

IIC Group IIC: Atmospheres containing acetylene, hydrogen, or flammable gas, flammable liquid-produced vapor, or combustible liquid-produced vapor mixed with air that may burn or explode, having either a maximum experimental safe gap (MESG) value less than or equal to 0.50 mm or minimum igniting current (MIC) ratio less than or equal to 0.45.

IIIC Group IIIC: Combustible metal dust, including combustible metal fibers/flyings.

Equipment marked Group IIIC shall be permitted for applications requiring Group IIIA or Group IIIB equipment.

IECEx/ATEX standards

Ex The symbol Ex is used in European Union countries.

60079-30-1 STANDARD FOR SAFETY
Explosive Atmospheres – Part 30-1: Electrical Resistance Trace Heating – General and Testing Requirements

* This guide is provided for reference purposes only. It summarizes typical classifications and installation types based on information from the National Electrical Code (NEC), Canadian Electrical Code (CEC), and relevant international standards.

This guide does not replace or supersede any official code or standard. For the most accurate and up-to-date requirements, always consult the NEC, CEC, and applicable local regulations, as well as the latest versions of IECEx/ATEX standards. Installation in hazardous locations must comply with all certification conditions and use only Warmup approved accessories as specified in the product documentation.